

1) Compatible with : 2018 G70 8", 2019 G80 8"

2) DIP S/W SETTING : [(ON)-Down 0 : ↓ off on / (OFF)-Up 1 : ↑ off on]




X1 CUBE, CUBE HD Z1, X3



JY

DIP_SW1		NAVI On/Off
DIP_SW2		AV1 On/Off
DIP_SW3	SW4	
ON	OFF	FRONT CAM ON/OFF
ON	ON	360 AROUND VIEW
OFF	ON	AFTERMARKET REAR CAMERA
OFF	OFF	OEM CAMERA
DIP_SW5	SW6	VEHICLE SETTING
OFF	OFF	IG
ON	OFF	2018 GENESIS G70
ON	ON	2019 GENESIS G80
DIP_SW7	SW8	NAVI SELECTION
OFF	OFF	CUBE HD, CSD, X1 CUBE, MOTOROID, Z1, X3
ON	OFF	JY3000
ON	ON	



OEM SCREEN

Insert direction(black up)

[COMPONENTS]



POWER CABLE




VIDEO OUT CABLE



MAIN UNIT

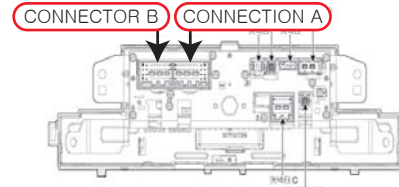
2) SWITCH MODE :

① HOLD 2S



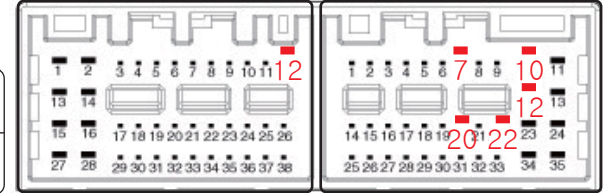
HOLD 7S A/C PIP ON/OFF

G70	X	CONNECTOR B CONNECT 7, 20
G80	X	CONNECTOR B CONNECT 7, 20



PIN MAP OF CONNECTION A
12 : DATA

PIN MAP OF CONNECTOR B
7 : CAN HIGH
20 : CAN LOW
10 : B+
12 : GND
22 : ACC

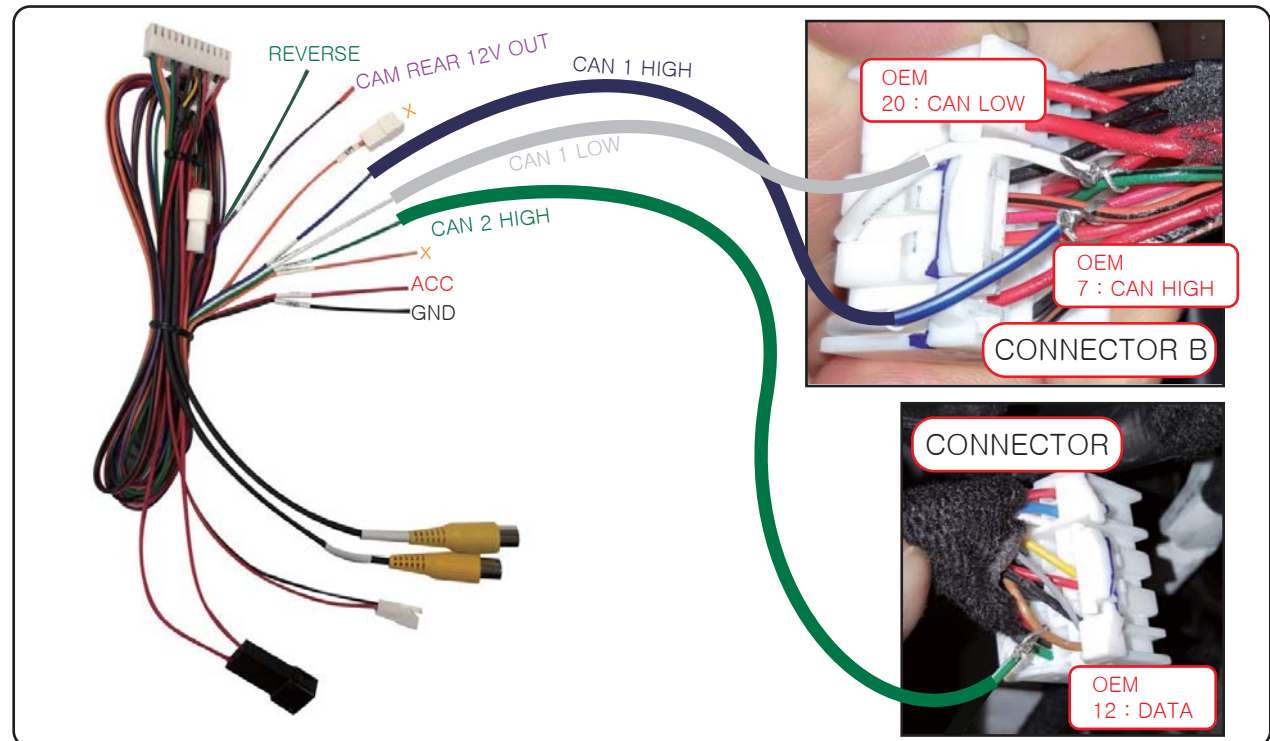


CONNECTOR A

CONNECTOR B



OEM SCREEN WILL DISPLAY 3S AND BACK TO AFTERMARKET NAVI SCREEN AFTER SET A/C PIP ON



OEM 20 : CAN LOW

OEM 7 : CAN HIGH

CONNECTOR B

CONNECTOR

OEM 12 : DATA